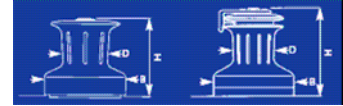


**blue**  
performance



## Dimensioni Copriwinch

Misura Copriwinch	H Altezza mm.	B Diam. Base mm.	Codice Copriwinch
1	133	137	BP901
2	148	144	BP902
3	164	138	BP903
4	180	152	BP904
5	197	170	BP905
6	213	188	BP906
7	228	200	BP907
8	250	205	BP908
9	285	266	BP909
10.1	314	280	BP921
10.2	317	315	BP922
11	337	310	BP911
12	362	330	BP912
13	397	360	BP913



Winch		H <sub>w</sub>	B <sub>w</sub>	D <sub>w</sub>	Misura	Codice
Marca	Modello	Altezza mm.	Diam. Base mm.	Diam. Tamburo mm.	Copriwinch	Copriwinch
Andersen	28 ST	150	125	70	3	BP903
	28 Standard	125	125	70	1	BP901
	28 STE Compact	150/158	125	70	3	BP903
	40 ST	172	152	76	4	BP904
	40 Standard	140	136	76	2	BP902
	40 STE Compact	172/180	152	76	4	BP904
	46 ST/SS	205	180	90	6	BP906
	46 Standard	140	142	78	2	BP902
	46 STE	216	180	90	7	BP907
	46 STE Compact	205/213	180	90	6	BP906
	46 STH	213	180	90	6	BP906
	52 ST/SS	225	200	100	7	BP907
	52 STE	225/235	200	100	8	BP908
	52 STE Compact	235	200	100	8	BP908
	52 STH	245	200	100	8	BP908
	58 ST	258	230	115	9	BP909
	58 ST/SS	258	230	115	9	BP909
	58 STE	264	230	115	9	BP909
	58 STE Compact D	268	230	115	9	BP909
	58 STE Compact U	258	230	115	9	BP909
	58 STH	268	230	115	9	BP909
	62 ST	258	230	115	9	BP909
	62 ST/SS	258	230	115	9	BP909
	62 STE	264	230	115	9	BP909
	62 STE Compact D	268	230	115	9	BP909
	62 STE Compact U	258	230	115	9	BP909
	62 STH	268	230	115	9	BP909
	68 ST	280	280	140	10.2	BP922
	68 ST/SS	280	280	140	10.2	BP922
	68 STE	290	280	140	10.2	BP922
	68 STE Compact D	290	280	140	10.2	BP922
	68 STE Compact U	280	280	140	10.2	BP922
	68 STH	290	280	140	10.2	BP922
72 ST	280	280	140	10.2	BP922	
72 ST/SS	280	280	140	10.2	BP922	
72 STE	290	280	140	10.2	BP922	
72 STE Compact D	290	280	140	10.2	BP922	
72 STE Compact U	280	280	140	10.2	BP922	
72 STH	290	280	140	10.2	BP922	
78 ST/SS	370	320	170	13	BP913	
78 STE/SS	370	320	170	13	BP913	
78 STH	380	320	170	13	BP913	

#### Legenda

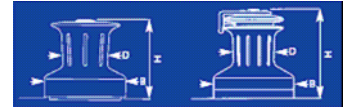
ST - Self Tailing

ST/SS - Self Tailing/Acciaio inox

STE - Self Tailing Elettrico

STE/SS - Self Tailing Elettrico/Acciaio Inox

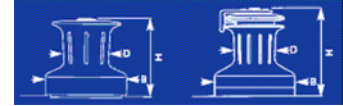
STH - Self Tailing Idraulico



Winch		H <sub>w</sub>	B <sub>w</sub>	D <sub>w</sub>	Misura	Codice
Marca	Modello	Altezza mm.	Diam. Base mm.	Diam. Tamburo mm.	Copriwinch	Copriwinch
<b>Antal</b>	W30	125	128	75	1	BP901
	W30 ST	147	128	75	3	BP903
	W40 ST	168	151	80	4	BP904
	W42	145	144	82	2	BP902
	W44 ST	194	173	93	5	BP905
	W48 ST	205	182	93	6	BP906
	W52 ST	228	204	104	8	BP908
<b>Harken</b>	B32.2 C 2 Velocità	134	136	74	1	BP901
	B32.2 ST	164	136	74	3	BP903
	B40.2	148	145	76	2	BP902
	B40.2 ST	176	150	76	4	BP904
	B40.2 STEH	205	155	76	6	BP906
	B44.2 ST	196	170	92	5	BP905
	B44.2 STEH	211	165	92	6	BP906
	B45.2 STR 2 Velocità	196	170	92	5	BP905
	B46.2 ST	210	175	100	6	BP906
	B46.2 STEH	215	170	100	7	BP907
	B48.2 ST	222	190	102	7	BP907
	B48.2 STEH	236	190	102	8	BP908
	B48.2 STR 2 Velocità	222	190	102	7	BP907
	B53.2 ST 2 Velocità	245	220	112	9	BP909
	B53.2 STE	260	220	112	9	BP909
	B53.2 STH	260	220	112	9	BP909
	B53.2 STR 2 Velocità	245	220	112	9	BP909
	B55.2 STR 2 Velocità	200	255	149	10.1	BP921
	B55.3 STR 3 Velocità	226	255	149	10.1	BP921
	B56.2 ST 2 Velocità	270	225	120	9	BP909
	B56.2 STE	285	225	120	10.1	BP921
	B56.2 STH	285	225	120	10.1	BP921
	B56.3 ST 3 Velocità	270	225	120	9	BP909
	B64.2 ST 2 Velocità	308	245	130	11	BP911
	B64.2 STE	323	245	130	11	BP911
	B64.2 STE	323	245	130	11	BP911
	B64.3 ST 3 Velocità	300	245	130	10.1	BP921
	B65.2 STR 2 Velocità	200	255	149	10.1	BP921
	B65.3 STR 3 Velocità	226	255	149	10.1	BP921
	B66.2 ST 2 Velocità	300	265	150	10.2	BP922
	B66.2 STE	315	265	150	11	BP911
	B66.2 STE	315	265	150	11	BP911
	B66.3 ST 3 Velocità	300	265	150	10.2	BP922
B74.2 ST 2 Velocità	300	265	150	10.2	BP922	
B74.2 STE	315	265	150	11	BP911	
B74.2 STE	315	265	150	11	BP911	
B74.3 ST 3 Velocità	300	265	150	10.2	BP922	

**Legenda**

- ST - Self Tailing
- STE - Self Tailing Elettrico
- STEH - Self Tailing Elettrico
- STH - Self Tailing Idraulico
- STR - Self Tailing Racer



Winch		H <sub>w</sub>	B <sub>w</sub>	D <sub>w</sub>	Misura	Codice
Marca	Modello	Altezza mm.	Diam. Base mm.	Diam. Tamburo mm.	Copriwinch	Copriwinch
<b>Lewmar</b>	24 2 Velocità	124	120	66	1	BP901
	30 2 Velocità	128	136	74	1	BP901
	30 ST	160,5	138	74	3	BP903
	40 2 Velocità	141,5	148	74	2	BP902
	40 EST	189,4	154	-	5	BP905
	40 ST	173	148	74	4	BP904
	40 STOR	173	148	74	4	BP904
	44 EST	208,3	174	-	6	BP906
	44 HST	208,3	174	-	6	BP906
	44 ST	192	168	87	5	BP905
	44 STOR	192	168	87	5	BP905
	440 STOR	213	181	87	6	BP906
	48 EST	224,2	186	-	7	BP907
	48 HST	224,2	186	-	7	BP907
	48 ST	208	181	93	6	BP906
	48 STOR	208	181	93	6	BP906
	480 STOR	226	196	93	7	BP907
	50 ST	238	200	105	8	BP908
	50 STE	258	209	105	9	BP909
	50 STH	258	209	105	9	BP909
	50 STOR	238	200	105	8	BP908
	54 ST	250	205	105	8	BP908
	54 STE	270	209	105	9	BP909
	54 STH	270	209	105	9	BP909
	54 STOR	250	205	105	8	BP908
	58 ST 2 Velocità	266	228	118	9	BP909
	58 STE	286	234	118	10.1	BP921
	58 STH	286	234	118	10.1	BP921
	58 STOR	266	228	118	9	BP909
	62 STOR	271	231	118	9	BP909
	64 ST 2 Velocità	271	231	118	9	BP909
	64 STE	291	234	118	10.1	BP921
	64 STH	291	234	118	10.1	BP921
	66 ST 2 Velocità	302	282	141	10.2	BP922
	66 STE 2 Velocità	302	282	141	10.2	BP922
	66 STH 2 Velocità	302	282	141	10.2	BP922
	66/3 ST 3 Velocità	348	294	141	12	BP912
	66/3 STE 3 Velocità	347	294	141	12	BP912
	66/3 STH 3 Velocità	347	294	141	12	BP912
	77 ST 2 Velocità	348	294	178	12	BP912
77 STE 2 Velocità	348	294	178	12	BP912	
77 STH 2 Velocità	348	294	178	12	BP912	
77/3 ST 3 Velocità	348	294	178	12	BP912	
77/3 STE 3 Velocità	348	294	178	12	BP912	
77/3 STH 3 Velocità	348	294	178	12	BP912	
77/3 STOR	348	294	178	12	BP912	

**Legenda**

- EST - Elettrico/Manuale Convertibile
- HST - Idraulico
- ST - Self Tailing
- STE - Self Tailing Elettrico
- STH - Self Tailing Idraulico
- STOR - Self Tailing Racing